


# Laketop Lodge



*Guest Bible*  
*welcome!*

# Laketop Lodge

## Guest Bible

### Welcome to Laketop Lodge!

We really appreciate your being here.

If you want to know how to operate anything, we hope you'll find it here. If you have any concerns at all, or something doesn't work, call us? We often have back-up plans, and want you to be happy. If you don't complain on arrival, it won't count later during deposit negotiations.

We update this Guest Bible frequently, so let us know how things went, and offer helpful suggestions. We want everyone to have a fun time and to come back often.

### Upon Your Arrival

If it's cold, turn the heater up. Controls are above the dining table. At check-out turn heater off in summer, or down to 60 degrees in winter (to keep pipes from freezing).

**Note condition of home!** To spare your deposit, you'll want to leave the Lodge as clean as it was upon your arrival. The free hour of housekeeping is based on "polite use," and covers linens, beds, one bath+hand+face towel set per person, fireplace ash removal, vacuuming, mopping and toilets (not whole bathrooms). The remaining surfaces are your responsibility. Our housekeeper's labor is \$25/hour and he/she will let us know how much time is spent. If there's extra cleaning or laundry, we'll deduct that from your deposit ... there's no up-charge, so we're not financially motivated to "ding" you. As you note things, remember all items and furniture must be returned to their original positions.

Follow the "Things To Do At Check-Out" list (pg. 11) to avoid extra service charges. There is **no smoking** anywhere at the Lodge, and an alarm system set for this. Evidence of smoking or candle burning will result in forfeiture of deposit. Lake Arrowhead is a High Fire Area. This means you.

### Overall

Please follow all city noise rules like you would at home. Keep pets respectfully quiet and, overall, just treat our home like you'd want guests to treat yours, and you'll be fine. Have a wonderful time!  
:-)

Marta Celis-Freeman and Eddie Freeman

www.LaketopLodge.com . 562.925.4514 (best) . 562.304.8436 (cell)

### Table of Contents

What to Pack and Things to Know .....	2
Travel Tips, Refund Policy, Trip Insurance .....	3
During Your Stay ~ Equipment, Services, Policies and House Tips (alphabetical) .....	4
Places to Go and Directions .....	9
Things To Do At Check-Out .....	12
Emergency Numbers .....	13

# WHAT TO PACK AND THINGS TO KNOW

## Things You Might Wish to Pack

- 👉 Beachwear, beach chairs, beach towels (the Lodge only provides bathroom towels), binoculars, blankets (don't use ours), coolers, folding chairs, hats, sun block, sunglasses (parking is close).
- 👉 Cameras and phone calling cards (cell phones work well, but not always).
- 👉 Clothing in layers and sensible footwear.
- 👉 Flashlights for hikes or night entry to Lodge.
- 👉 Medicines and all Toiletry Items, including hand soap, shampoo, cream rinse and blow dryers.
- 👉 Music CDs (there's a CD/DVD player in the Great Room, and a boom box in the Game Room).
- 👉 Pool cues, if you have a favorite (cues on premises, broken tips result in \$25 replacement fee).
- 👉 Sleeping pills (see "Altitude" below).
- 👉 Winter items: boots, coats, gloves, thermoses. See Winter Driving Tips List (page 4).
- 👉 Pet items: beds, crates, food, food/water bowls, leashes and sweaters.

## Stuff Already There

- 👉 Kitchen with gas oven/stove/broiler, refrigerator, dishwasher, medium microwave, toaster oven, blender, coffee maker w/ filters, pots, pans and dishware.
- 👉 Gas starter fireplace in Great Room.
- 👉 Cable TV & DVD/CD player in Great Room. CD/Radio box in Game Room.
- 👉 Phone with answering machine, national service.
- 👉 Clock radio/alarm clocks in Master bedroom and Queen bedroom.
- 👉 Sheets, towels and face cloths / pillows / blankets (extra blankets in closets, not for beach).
- 👉 Toilet paper and paper towels.
- 👉 BBQ with propane tank (and spare).

## Kitchen Items and Food Information

- 👉 Think of food preparation like camping. Some condiments there, feel free to use., however don't count on them. Please bring all items required to prepare food and spice up a meal.
- 👉 You are responsible for kitchen cloths, towels, 409, glass cleaner and dishwasher detergent.
- 👉 Please bring trash bags with twist-ties, both tall kitchen and 33-gallon size.
- 👉 Ice if you want it. There is no ice maker. Bottled water in gallons.

## Shopping

- 👉 **Stater Brothers** grocery store, located in the upper level of Lake Arrowhead Village is a nice store, and the prices for everything except Duraflame Logs are excellent (lower than home).
- 👉 **Jensen's Market & Deli**, back down the 173 from the Lodge is good, too. It's like a giant 7-11.

## About the Altitude and Other Helpful Tips

- 👉 You may experience a tad bit of light-headedness due to the altitude. We recommend drinking lots of water the day before your arrival (an airline pilot's trick).
- 👉 Bring your Chasers! Altitude makes you a cheap drunk, and can work against you the next day.
- 👉 Altitude may cause you to sleep lightly or wake up some during the night. Bring sleeping pills.
- 👉 For large groups, snoring happens ... consider ear plugs.
- 👉 While the water is fine, a small percentage of guests, due to locale difference, respond with slight nausea. Use bottled water for everything and order bottled water when out.

# TRAVEL TIPS, REFUND POLICY, TRIP INSURANCE

## General Travel Tips

Please print out the driving directions and follow them closely, making sure to note mileages given. Do not rely solely on GPS, as many access roads, etc., in the mountains are not indicated. Travel during daylight ... please? Especially for your first approach to the mountains.

## Winter Travel Tips

Watch weather advisories and check your e-mail for notices from Arrowhead Lodges. Please visit the [Winter Weather Driving Tips](#) link for the ultimate advice on travelling during snow times. Remember that fog often accompanies snow.

It is highly advised that you have the following items with you ... not only for use at the Lodge, but for any trips to and from the area during winter travel.

- 👉 **Blankets** for extended travel periods in the car.
- 👉 **Chains** are required for all vehicles during snowfall.  
Some exceptions for 4WD vehicles with snow tires. In winter, snow may fall after your arrival, so be prepared. Don't wait until it's too late to find out no one makes chains for your model vehicle. AAA will NOT tow vehicles that don't carry chains.
- 👉 **Ice Scrapers.**
- 👉 **Kitty Litter and Rock Salt** for under tires and for walking surfaces.
- 👉 **Hand Shovel** for digging debris out from under tires.
- 👉 **Strong Flashlight** for chain application at night or in fog.
- 👉 **Waterproof Gloves, Footwear and Gear.**

## Refund Policy / Trip Insurance

At the end of the contractual cancellation period, Arrowhead Lodges maintains a No Refund Cancellation Policy. By that point, since we have taken your reserved time off the calendar, we have greatly diminished our opportunity to re-rent for your dates. We make no exceptions and therefore recommend trip insurance as a protection against cancellation.

Trip insurance may be obtained through companies such as [www.CSATravelProtection.com](http://www.CSATravelProtection.com), [www.GetAwayInsurance.com](http://www.GetAwayInsurance.com), [www.InsureMyTrip.com](http://www.InsureMyTrip.com), [www.SkyMed.com](http://www.SkyMed.com), [www.TravelGuard.com](http://www.TravelGuard.com), or [www.TravelProtect.com](http://www.TravelProtect.com). We do not personally endorse, nor have any affiliation with any of these companies. We list them as a courtesy ... more may be found online by searching "trip insurance."

If you choose not to purchase trip insurance and need to cancel your reservation; notify us in writing and we will attempt to re-rent the property for you.

IF YOU HAVE NOT PURCHASED TRIP INSURANCE, and we re-rent the Lodge for all or part of the term agreed to in your contract; we will refund monies paid, less any difference between the amount you paid and that of the re-rental, and the \$60 processing fee. We will do so only after we have been fully paid by the new guest. IF YOU HAVE PURCHASED TRIP INSURANCE and request a refund from Arrowhead Lodges, be advised ... that is considered insurance fraud, and is a crime.

## **DURING YOUR STAY**

### **Equipment, Services, Policies and House Tips (alphabetical)**

**Parking ... Required Reading ... If You Read Nothing Else, Please Read This Paragraph**

**PULL ALL FOUR WHEELS ONTO THE CARPORT!**

**Three trucks or four cars maximum in summer.**

**Three cars or trucks maximum in winter.**

Our neighbors are picky about parking. Please make us all happy by pulling your vehicles all the way onto the wooden carport. It's an engineering marvel. Do not park cars two deep, except in the RV slot (if they're small). Additional parking is located in the second driveway down the side road next to the Game Room (fair weather, 4WD access only). **NO STREET PARKING. DON'T BLOCK NEIGHBOR'S DRIVES.** Both are County Code violations. You risk getting towed, losing your deposit, eviction and permit appeal costs for negligence. We will hold you responsible if you cause us to lose our Permit.

#### **Beds**

When checking out, please simply leave slept-in beds unmade. Do not strip them, or toss everything in the laundry room. We sincerely appreciate the helpful thought, but our wonderful housekeeper prefers it this way, and we like to keep her happy. Avoid bed-hopping (it raises laundry fees, which are calculated based on the occupancy in your contract).

#### **Check-in / Check-out Times**

Please do not check-in earlier than arranged for, as you may set off our house alarm. As a courtesy to our neighbors, we levy a \$25 fine for setting the alarm off.

Please do not check-out late, as the housekeeper's schedule is pre-arranged. If you wish to change times, contact us in advance. We will try to work with you.

#### **Carpets and Dust**

There is a minimum \$50 charge per carpet stain. We do this to discourage grease drips, pet stains, sippy cup spills and the like that go uncleaned or unattended, and develop into ugly, permanent marks you wouldn't tolerate in your own home. Later in the summer, carpets will begin to show traffic wear, since there's no time between bookings to steam clean them (takes a day for them to dry and replace furniture to original positions). It's "the mountains," so please be tolerant. Unpaved nature is persistent. Dust happens overnight (especially if windows are left open to cool a home). Don't expect carpets to be "baby crawling clean". You'll just worry too much. Bring a sheet for them and relax!

#### **Deck**

##### Barbecue Operation:

- Uncover barbecue and place cover in the deck box (so it doesn't blow off of the deck).
- Lift top for ventilation and turn propane on by turning the propane tank knob clockwise.
- Turn gas dials for burners on. Push button to ignite gas ... no matches or lighters required.
- **DO NOT** put charcoal or mesquite chips in the barbecue (unless you want to buy it).
- Notify Arrowhead Lodges if you change the propane tank (spare in deck box), so we can refill it.

## **DURING YOUR STAY**

### **Equipment, Services, Policies and House Tips (alphabetical)**

#### Chairs and Table:

Folding chairs are in the deck box, a folding table leans on the outside wall. Two Adirondack pads are in the deck box, two in the cupboards behind great room swivel chairs. Please clean after use.

#### **Fireplace**

##### Operation

- It is suggested that all firewood be carried around the outside of the house, and in through the sliding glass door — this will minimize vacuuming time, as dirt and chips from the firewood tend to fall off everywhere.
- Set-up your firewood on top of kindling and paper. The fireplace has a gas starter, so minimal kindling and paper is fine.
- Use a paper towel or newspaper to cover your hand and open the flue handle (listen for slight “wind” sound to confirm that it’s open).
- Have your matches or lighter ready.
- Turn on the gas and light the fire.
- When the fire is good and going, PLEASE TURN OFF THE GAS STARTER.
- We also recommend Duraflame logs if using gas concerns you.

##### After Use (Upon Check-Out)

- Sweep ashes to the rear of the fireplace — do not remove them, it’s a fire hazard, and the housekeeper will clear them away when they’re cold.
- Close flue (unless ashes are still smoking).

#### **Insects**

It is a phenomenon of the mountain that during certain rare weather conditions, ants appear in homes. This is not a reflection on our cleaning, it happens universally everywhere. Removing food substances that attract them, and placing traps (stocked) in their paths usually solves the problem. Ticks also live in the mountains, so check yourselves and your pets, especially after long hikes.

#### **Laundry**

Feel free to use the washer, dryer (in Game Room) and laundry supplies provided.

##### Washer Operation:

- Make sure extension strip (where washer and dryer are plugged in) is turned on. It’s located on the wall behind the dryer, up and to the right.
- Use appliances as you would at home.
- If you use the pool table for folding on, please cover it first to protect cloth top from zippers.
- DO NOT adjust the round red knobs behind the front-facing spigots (will flood side of house).

##### Dryer Operation:

- Clean the filter (pulls out from the top) after use — there’s a trash can to the right for debris.

# DURING YOUR STAY

## Equipment, Services, Policies and House Tips (alphabetical)

### Linens and Towel Sets

The term “linens” means sheets. Bedspreads and blankets, while washed regularly, are not included in the service. If they are stained, there will be a cleaning fee. This can happen when the no smoking rule is ignored. Washing smoke smell out of the bedding and curtains racks up fees. Also, do not leave windows open thinking to air out smoke smell ... this practice once resulted in thieves entering the Lodge. Never smoke in the Lodge ... it's a fire hazard, and we're allergic.

As a part of the rent, one bath+hand+face towel set is provided per guest. When you arrive, there will be a full house of towel sets left out (since we can't always know in advance how many will book, this is more consistent for the housekeeping staff). **Only use one set per guest.** Otherwise, extra laundry fees will be deducted from your deposit. It's why we have a sliding scale ... smaller groups use less laundry and cost less in housekeeping services.

### Power

Mountain electricity goes out on the odd occasion. It's usually not for long. Don't leave unused electrical equipment plugged in. Bring a surge strip for your laptop if you plan to plug in. You can call us and we'll report an outage for you, or you can call Edison directly at 800/442-4950. **The Lodge phone is VOIP technology and has a battery back-up for emergencies. Without electricity it will work for a few short hours, then die. Use it sparingly in emergency situations to lengthen it's use time.**

### Plumbing

Mountain plumbing systems are delicate and need tender loving care. Please don't place copious amounts of anything in them, then wonder why they overflow.

### Pets

Do not leave pets unattended outdoors. Always leash your pet when walking. Be mindful of the rare coyote, snake or tick. Don't leave pet food outdoors. Always clean up after your pet. While it looks woody, usual neighborhood manners apply.

If your pet becomes problematic, as some less-travelled pets may, you might wish to board them at the Arrowhead Animal Hospital in Blue Jay before letting them ruin your vacation. We've tested this place out ... they're reasonable and their staff are wonderful. You can even check your pet in and out. 909/336-6800 (Directions to Blue Jay on pg 9). It's good to know about in an emergency, too.

### Snow Removal Policy

The County of San Bernardino requires snow removal for anything over 2-3" of snowfall from all vacation rental parking areas. This is to keep vacationers' cars from hindering Lake Arrowhead street plowing operations. We suggest carpooling to bring down fees, which are deducted from the deposit on an as-needed basis, and at Arrowhead Lodges' sole (and reasonable) discretion. If the areas are freed of snow and guests arrive later than indicated, they may only park on the side of the street for the amount of time it takes to clear the parking areas of snow. Street parking is a code violation, and Arrowhead Lodges may lose its permit due to non-compliance. Failure to follow these procedures

## **DURING YOUR STAY**

### **Equipment, Services, Policies and House Tips (alphabetical)**

may result in forfeiture of the deposit, possible eviction, and full liability for any permit appeal charges incurred by Arrowhead Lodges due to renter negligence.

Always use your best judgment, and shovel the snow from the carport before parking. During your stay, please also clear parking and walkway areas of snow after snowfall. If not ... dangerous conditions for vehicles and guests occur when travelled-on snow gets packed into ice skating conditions overnight. Arrowhead Lodges and its owners and affiliates are not liable for any injury to persons or property under any circumstances, especially these. Renters are fully liable for any damage to this Lodge during their stay. Please be safe.

Once you have arrived, you are responsible for keeping the snow cleared. Consider parking as close to the street side of the drive as possible to reduce shoveling for exits. If you fail to clear, then leave, you may be charged for a second clearing so that the housekeeper can get in and clean. When moving snow, do not pile in front of neighbor's driveway (which may be hard to delineate under snow, so it's best is to slide it off the carport edge).

#### **Snow Removal Fee**

Price fluctuates around \$75-\$200. Factors like snow depth, ice content, berms needing removal, etc. can vary the price. You will be charged for full carport (three-four medium-sized cars) removal plus walkway leading to front door ... regardless of the number of cars you drive.

We try to keep rock salt available. Feel free to lay a coat down after you've shoveled. Please don't toss salt on the snow and skip shoveling ... it'll turn to ice under the snow and uses too much salt.

Game room parking area is never cleared for winter parking, as the access road leading to it is not plowed by the County. Call if you have any questions. 100% of fees go to labor, Arrowhead Lodges does not profit from snow removal at all.

#### **Trash Disposal**

Unlike most vacation rentals, our Lodge actually provides for basic trash removal at no charge. Simply place your tightly sealed 33-gal. trash bags in the cans on the parking deck, making sure to close the lids well. Kids, please do not use trash lids for sledding.

Our service picks up on Tuesdays. Anything over two cans worth of trash + 1 can of recyclables will be charged for at \$5 per bag for removal ... so if there's lots, you may wish to haul some of it out.

*You may arrive to find that there is already trash in the cans.* This happens when more than one party stays during a week. Do not worry, simply leave your sealed bags in the kitchen. They will be removed at no charge (providing quantity falls within the two-can rule, and bags don't leak).

As mentioned, there is also a can for recyclables, which we encourage you to use. Do not leave trash in the recycling bin (the company will not remove it). Do not leave additional bags outside (small critters love to tear them apart). Remember, leave extra bags tightly sealed in the kitchen.

## **DURING YOUR STAY**

### **Equipment, Services, Policies and House Tips (alphabetical)**

#### **Wi-Fi Access Code**

No Code Required.

Wi-Fi can be unreliable on the mountain ... we make every effort to keep it active, but cannot warranty its functionality. We have noticed dips in signal strength when sending e-mails, however, it usually works. In the event of signal failure, please try our Recycle Procedure ... many of us already have to do this in our homes. If that procedure doesn't resolve the issue **DO NOT** re-wire anything, or there **WILL BE** a charge for having someone come out and fix it. Please call us, and we will try to handle it from our end. You may wish to bring an RJ-45 cable with you in the event that the wireless transmitter ceases to function (though it's brand new), but the modem still works.

**RECYCLE PROCEDURE:** Unplug power from both the Charter Modem and Router. Count to 10. Plug Modem in. Wait till ready light is steady. Plug in Router. Wait till ready light is steady. Done.

## PLACES TO GO AND DIRECTIONS

All directions assume Lodge as starting point. Tell them Marta & Ed, of Arrowhead Lodges sent you!

### BEACH CLUBS

**Bring the Lake Passes** with you. They're on the mirror by the front door. Each one covers five folks. Leashed pets are allowed on the grass and trails, but not on the sand.

#### **Tavern Bay Beach Club**

28399 E. North Shore Road . Lake Arrowhead, CA 92352 . [Rough Map](#)

To get there: Take Yosemite back to 173 and turn right on 173. Go .9 miles to Willow Creek Road (sign) and turn left. Go .5 miles to end, then jog left-and-right, or right-and-left, to park in either lot.

Features: Quaint sandy beach with swimming area, playground area, grassy area, chairs, picnic tables and charcoal bbq stands. There's sometimes a small service window open with limited food items. Two hiking trails lead around either side of the lake in front of the homes. Leashed pets are allowed in the beach clubs only on the grass! Tables and chairs go fast, so bring folding back-ups.

#### **Burnt Mill Beach Club**

27910 Lakes Edge Road . Lake Arrowhead, CA 92352

*Map link not provided because neither Resort Road, nor Villa Way appear on Yahoo maps.*

To get there: Take Yosemite back to 173 and turn Left on 173. Go 3.2 miles, straight through the four-way stop (which puts you onto the 189).

Turn Right at the second entrance, which is Resort Road. This takes you through the Lake Arrowhead Resort parking lot. Turn Left on Villa Way and take it to the Burnt Mill Beach Club.

### **BLUE JAY and [JENSEN'S FINEST FOODS](#)** . Hwy 189 . Blue Jay, CA 92317

Like the Village, Blue Jay is another fun destination, more like a main street. There are stores, shops, **Pasta Mia Restaurant** (great Italian), **Jensen's Finer Foods**, and the Arrowhead Animal Hospital.

To get there: Take Yosemite back to 173. Turn Left on 173. Go through and past the four-way stop at the Village (at which point you're on the 189). Go to the next 3-way stop. You're in the heart of Blue Jay. Go straight. You'll pass a theater and McDonald's. [Jensen's](#), the **Arrowhead Animal Hospital** and **Pasta Mia** on the right side of the street. More places of interest are on your left. Enjoy.

### [JENSEN'S FINEST FOODS](#) (Cedar Glen) and [THE CORRAL](#) Specialty Store (a personal favorite)

211 N. State Highway 173 . Cedar Glen, CA 92321 . 909.337.3500

To get there: Take Yosemite back to 173. Turn left on 173. Go about 1.6 miles and they will be on your left. Ed likes the hotdogs. Marta decorates from the Corral.

Around the corner and down on the left is **Cedar Glen Hardware Store**. Get fishing licenses there.

## PLACES TO GO AND DIRECTIONS

*All directions assume Lodge as starting point. Tell them Marta & Ed, of Arrowhead Lodges sent you!*

### LAKE ARROWHEAD VILLAGE

28200 Hwy 189, Lake Arrowhead, CA 92352

To get there: Take Yosemite back to 173. Turn left on 173. There are two levels:

LOWER VILLAGE: Turn right at the four-way stop.

[Belgian Waffle Works](#) (Breakfasts rock), **Papaya Inn** (Excellent Thai), Center Stage area, shops, more restaurants, Arrowhead Queen and McKenzie-Ski-School-and-Boat-Rentals-with-Drivers.

UPPER VILLAGE: Go straight through the four-way stop, then turn right into the upper parking area, curve right then go straight. [Stater Brothers](#) grocery store, drug store, Village Pizza, pet store.

Leashed pets are allowed outside shops.

### LAKE GREGORY REGIONAL PARK

24171 Lake Drive, Crestline, CA 92325 (909) 338-2233

A nice park with lake that's open Memorial Day to Labor Day. Fishing open every day. Great for kids. Swimming, water slides, aqua cycle & rowboat rentals, paddle board & sail board rentals, basketball, sand volleyball, hiking trails (short), grills, picnic tables, snack bar and bait shop. Small entrance fee.

To get there:

OPTION 1 . [MAP](#) . Faster, but more turns

Take Yosemite Drive to Hwy 173 and turn Right. Go 1 mile to North Bay Road and turn Left. Go 3.5 miles to Hwy 189/Lakes Edge Road and turn Right. Go 1 mile and turn Left on Daley Canyon Road/also 189. Go .5 miles to Hwy 18/Rim of the World Hwy and turn Right. Go 2.7 miles to Lake Gregory Drive and turn Right. Go 2.2 miles to Lake Drive and turn Left. Arrive at Lake Gregory.

OPTION 2 . Longer, but easier

EITHER . [MAP](#)

Take Yosemite Drive to Hwy 173 and turn Left. Go to 2.7 miles to Kuffel Canyon and turn sharp Left. Go 1.1 windy miles and, at end, turn Right on Hwy 18. Go 5.1 miles, and turn Right on Lake Gregory Drive. Go 2.2 miles to Lake Drive and turn Left. Arrive at Lake Gregory.

OR (couldn't map)

Take Yosemite Drive to the 173 and go Left. Go 3.2 miles straight past The Village 4-way stop. Now you're on the 189. Follow it 5.5 miles (watch signs so as not to get off track) all the way to Lake Gregory Drive. Turn right and go 2.2 miles (following signs) to Lake Drive and turn Left. Arrive at Lake Gregory.

## PLACES TO GO AND DIRECTIONS

*All directions assume Lodge as starting point. Tell them Marta & Ed, of Arrowhead Lodges sent you!*

### MOUNTAINS COMMUNITY HOSPITAL

29101 Hospital Rd . Lake Arrowhead, CA 92352 . (909) 336-3651 . [MAP](#)

In case of emergency, take Yosemite back to 173. Turn Left. Go 1/5 mile to the next road, which is Hospital Road. Make a sharp Left. Hospital is 1/5 mile up the hill on the right.

### **NATIONAL FOREST** (Hiking, Mountain Biking and ATV Trails)

Forest trails are slightly dusty, but beautiful, with an amazing view of the desert. Wear sensible shoes, preferably hiking boots, hat for shade and keep a small water bottle with you. Watch out for critters.

To get there: Turn left from the Lodge onto Yosemite Walk up .3 miles to Yellowstone Road. Turn Right and go a few hundred feet to Banff Drive. Turn Left. Go .4 miles to the end of Banff. The trail entrance is marked by a sign (not obvious, but there).

## THINGS TO DO AT CHECK-OUT

### Bathrooms

- Remove used soap and clean tubs, counters and mirrors.
- Sweep floors to remove things a vacuum can't pick-up.

### Bedrooms

- Leave slept-in beds unmade, don't strip ... do strip sleeper and futon and replace to orig. pos.
- Turn off air conditioners, fans and lights.

### Deck and Barbecue

- TURN OFF propane (knob counter-clockwise).
- Scrape off barbecue chunks, lightly wipe and cover, if used (we don't expect spotless).
- Sweep, if necessary, and replace folding table and chairs to storage areas.
- Return deck chair pads to their storage areas (two in deck box, two behind swivel chairs).
- NOTIFY Arrowhead Lodges if you've changed the propane tank, so we can refill spare.

### Game Room

- Cover pool table and return all cues, darts and furniture to their original locations.
- Return futon to upright position.
- Clean tables and bar areas.

### Kitchen

- Some cleaning supplies may be found under the sink, feel free to use and replace them.
- Wash and put away all dishes, utensils, pots and pans to their original locations.
- TAKE ALL FOOD AND BEVERAGES HOME and wipe out refrigerator with 409.
- Clean sinks, microwave, toaster, stove tops and oven inside and out (no food residue)
- Sweep floor.



### Living Area / Great Room

- Make sure log lighter is turned off and, if nothing is smoking, the flue is closed.
- Sweep ashes to rear of fireplace ... DO NOT REMOVE ASHES ... housekeeper will clear (removing ashes may result in a fire).
- Clean any stains on carpets with 409, so they don't "set" before the housekeeper arrives, which may be a day or two later than your check-out.
- Clean glass table, counter tops and sliding glass.
- Close and lock sliding glass door, and draw the drapes closed.

### Overall / Everywhere

- One bath+hand+face towel set per guest. Leave used towels and face cloths on floor, or bathroom counters. Leave unused towels and cloths in original folded positions and locations. Do not fold and put away used towels. A laundry fee will be charged for extra sets used.
- Restore furniture to original locations.
- Close all windows (to avoid rain damage and theft), draw all drapes and close blinds.
- Turn heater off in summer; to 60 in winter (prevents pipes freezing). Controls over dining table.
- Place trash in sealed bags, then in parking-deck cans with lids sealed. Take overflow bags with you, or leave in kitchen for removal (\$5/ea. over limit). NO BAGS OUTSIDE (critters!).
- NOTE and REPORT any damages — if you fess up, we'll charge you less (promise).
- LOCK ALL WINDOWS AND DOORS, CALL US TO SET THE ALARM (thanks!).
- Additional housekeeping will be charged at \$25/hour and deducted from the deposit.

## EMERGENCY NUMBERS AND INFORMATION

Contact	Phone	Notes
<b>Owners</b>	562/925-4514 562/304-8436 cell	
Edison Electric	800/442-4950	
<b>Fire Department</b>	909/337-2525	<b>Please note the location of our two fire extinguishers:</b>  <b>COUNTER BY KITCHEN PHONE</b>  <b>MASTER BEDROOM LEDGE ON RIGHT</b>
Gas Company	800/443-3466	
<b>Hospital</b>	911 (909) 336-3651	Call 911, in case an airlift may be need. See DIRECTIONS to get there.
Laketop Lodge	909/337-7442	National phone calls.
<b>Police/Sheriff</b>	909/337-6131 911	
Radio Stations for Local Broadcast Emergency Information		95.1 FM KFRG - Inland Empire and High Desert 93.3 KBHR - Big Bear Valley 98.9 KHWY - High Desert 102.3 KZXY - Victor Valley 107.7 KCDZ - Morongo and Joshua Tree
Telephone Service and Repair	Call Owners to contact Charter	This is a VOIP Phone. It has a battery back-up for emergencies, but will not last for more than a few hours. Limit use during emergencies to crucial calls only to keep the phone active. Please call Arrowhead Lodges immediately, as we are best able to help you during an emergency.